

Parker Police Department

2021 Annual Report



Message From The Chief



2021 remained a challenging year for Parker PD. We continued to fight through the enormous challenges of staff infections, family infections, staff shortages, infection protocols, etc. I am so proud of the staff and how they handled themselves in the face of these challenges. They have been willing to do whatever it has taken to keep the shifts staffed and our citizens protected. They all have done a fantastic job and have continued to serve Parker with distinction!

As we look ahead to 2022, we are applying the lessons learned the past two years, the recommendations of the CDC and healthcare experts to continue to provide law enforcement services to the City of Parker in the safest manner possible. We intend to continue forward with our agenda and increase services as we can. We have experienced a difficult recruiting process and the difficulty of finding quality candidates to fill our final vacant police officer position. We are encouraged that we have two candidates that look promising and who will be processed in the next few weeks.

We would like to thank the citizens of Parker, the Mayor, and the City Council for your support throughout 2021 and we look forward to your continued support in 2022. Please accept our Parker Police Department 2021 Annual Report.

In your service,
Richard Brooks
Chief of Police



Our Vision



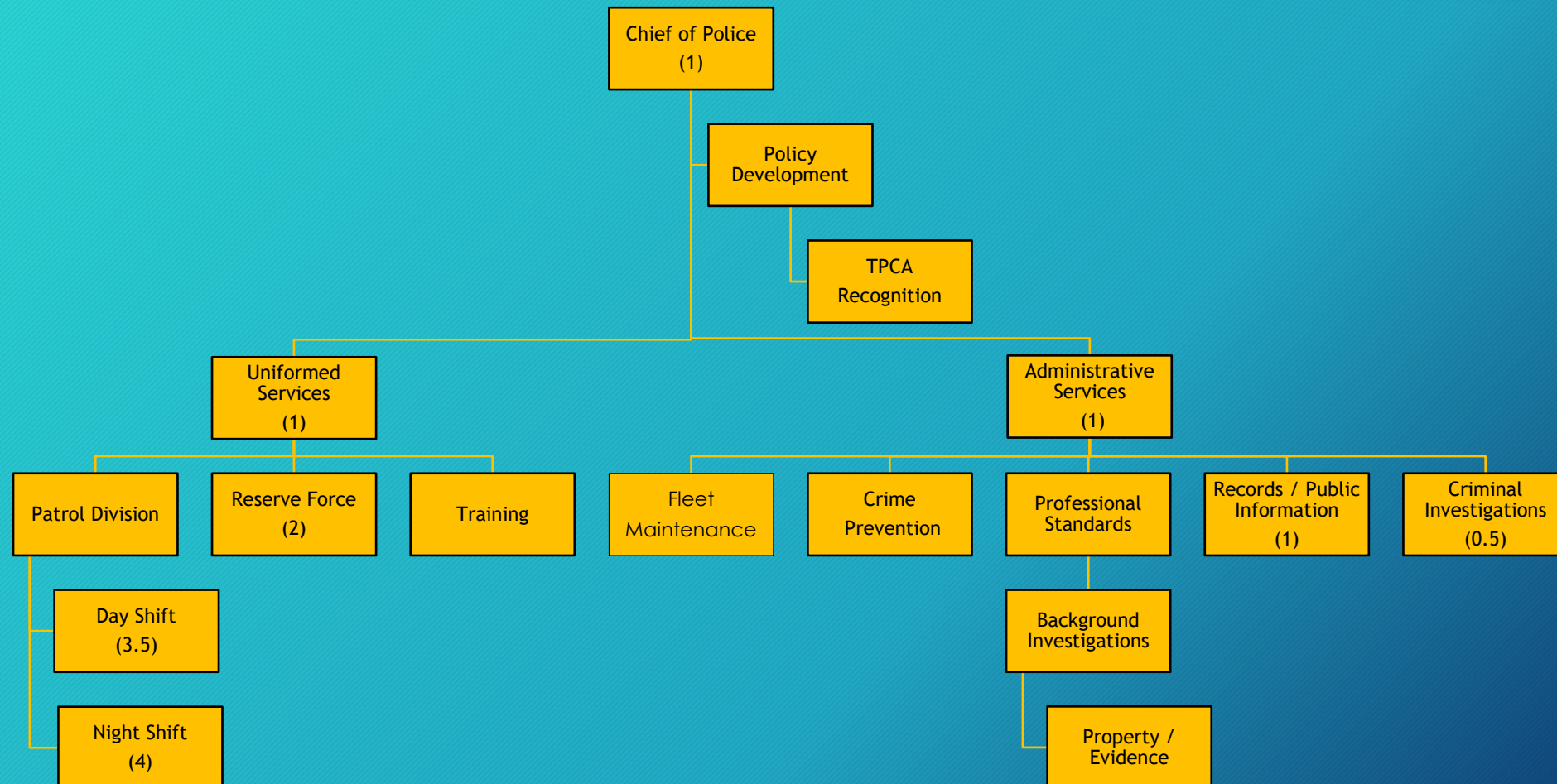
- The Parker Police Department is committed to providing high quality police services to the community through community partnerships, problem-solving strategies, innovation, creativity, adaptability to an ever-changing environment and a participative management style through highly trained and disciplined employees using the latest technology.
- Furthermore, we recognize that our most valuable resource in this commitment is our people and we strive to create a positive working atmosphere where creativity and participation abound.

Our Mission



- The mission of the Parker Police Department is to serve our community by providing professional, courteous and unbiased law enforcement services, thus making the City of Parker a safe place to live, visit and work.

Organizational Chart



Parker Police Structure



Office of the Chief of Police

- ▶ Policy Development
- ▶ Recognition Program
- ▶ Budget/Purchasing
- ▶ Public Information Officer

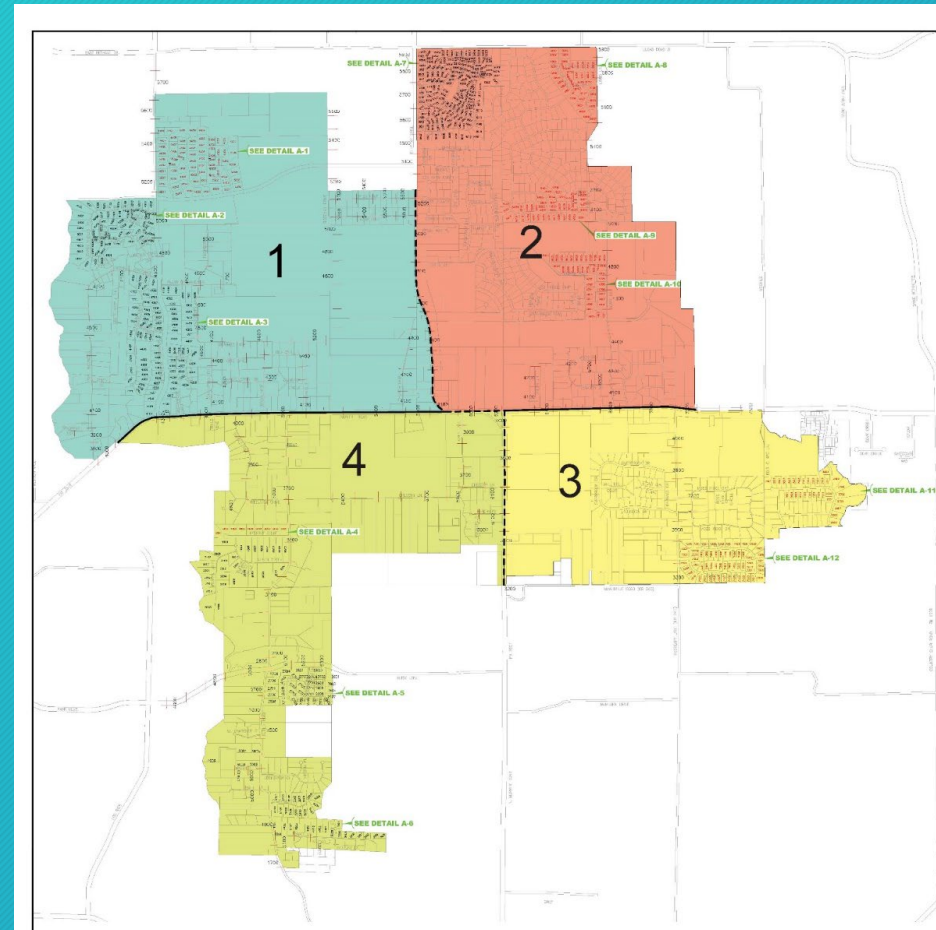
Uniformed Services Division

- ▶ Uniformed Patrol
- ▶ Traffic Enforcement
- ▶ Accident Investigation
- ▶ Training
- ▶ Reserve Force

Administrative Services Division

- | | | |
|-----------------------------|---------------------------------|-------------------------------|
| ▶ Crimes Against Persons | ▶ Professional Standards | ▶ Police Records |
| ▶ Property Crimes | ▶ Internal Affairs | ▶ Public Information Requests |
| ▶ Juvenile Crimes | ▶ Recruiting/Hiring | ▶ Personnel Files |
| ▶ Crime Analysis | ▶ Quartermaster | ▶ Emergency Communications |
| ▶ Crime Victim Compensation | ▶ Asset Management | ▶ Vehicle Maintenance |
| ▶ Property/Evidence | ▶ Special Events/Part-Time Jobs | ▶ Community Services |

Police Beat Map - City

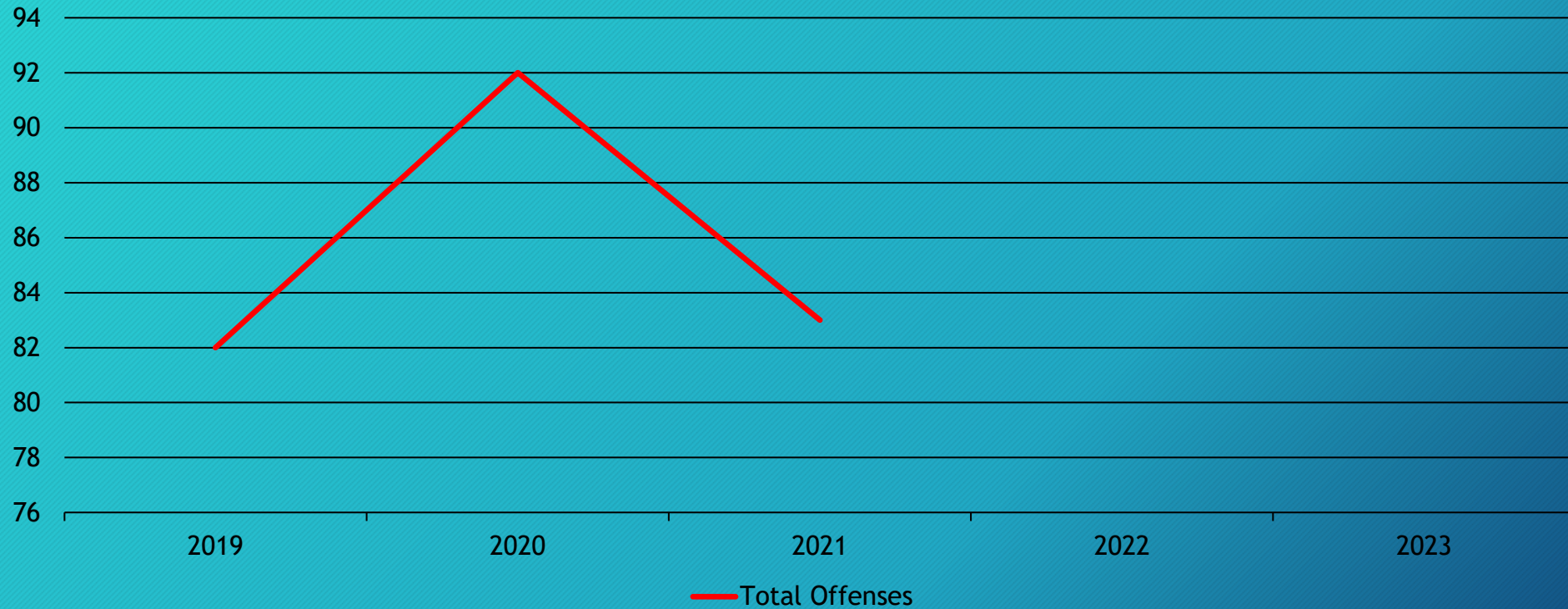


5 Year Crime Comparison (Group A)



	2019	2020	2021	2022	2023
Total Reporting Offenses	82	92	83		
Arson	0	0	0		
Aggravated Assault	7	8	5		
Bribery	0	0	0		
Burglary/Breaking and Entering	7	12	5		
Counterfeiting/Forgery	4	2	1		
Destruction/Damage/Vandalism of Property	8	19	12		
Drug/Narcotics	17	8	11		
Embezzlement	0	0	0		
Extortion/Blackmail	0	0	1		
Fraud	11	24	20		
Gambling	0	0	0		
Homicide	0	0	0		
Human Trafficking	0	0	0		
Kidnapping/Abduction	0	0	0		
Theft - Larceny	21	16	22		
Motor Vehicle Theft	0	1	0		
Pornography/Obscene Material	1	0	0		
Prostitution	0	0	0		
Robbery	0	0	0		
Sex Offenses	4	1	3		
Stolen Property	2	0	1		
Weapon Law Violations	0	1	2		

5 Year Crime Comparison (Group A)

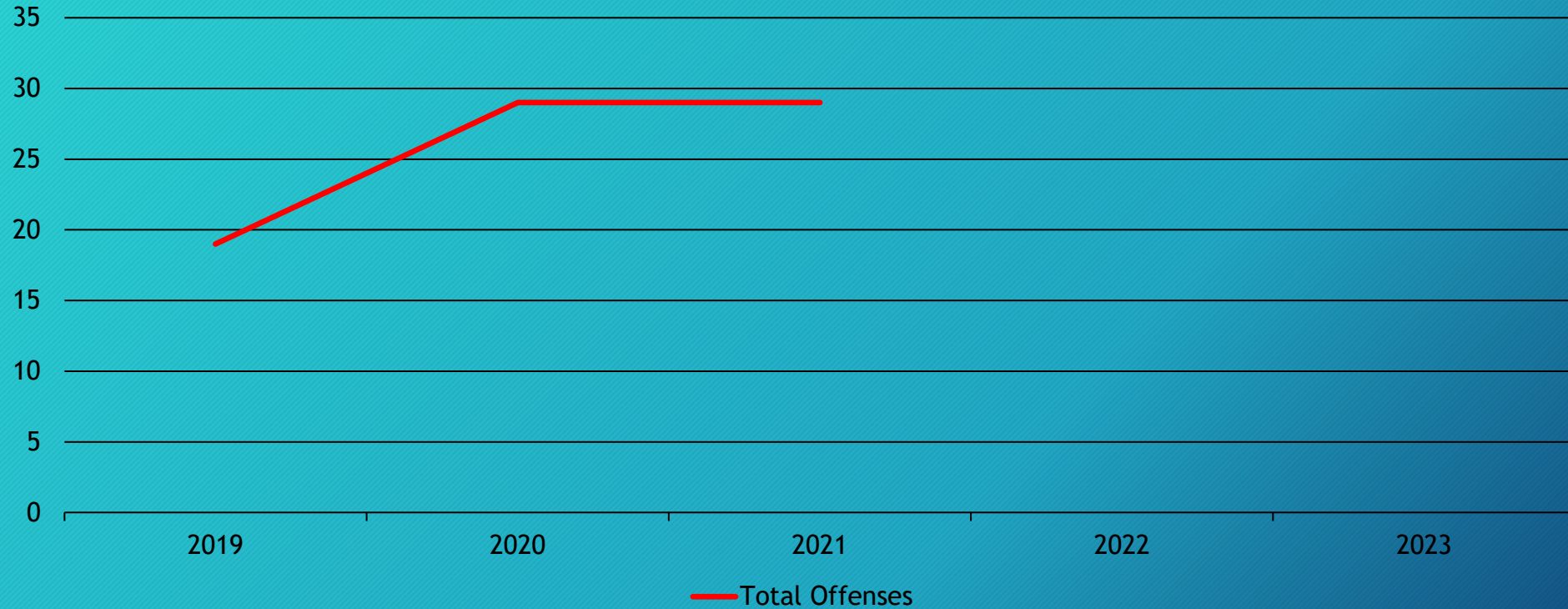


5 Year Crime Comparison (Group B)



	2019	2020	2021	2022	2023
Total Reporting Offenses	19	29	29		
Bad Checks	0	0	0		
Curfew/Loitering/Vagrancy Violations	0	0	0		
Disorderly Conduct	0	0	0		
Driving Under the Influence	4	4	2		
Drunkenness	1	2	1		
Family Offenses, Nonviolent	0	0	0		
Liquor Violations	0	0	3		
Peeping Tom	0	0	0		
Runaway	2	3	3		
Trespass of Real Property	4	5	3		
All Other Offenses	8	15	17		

5 Year Crime Comparison (Group B)



Crime Rate Per Capita



Population	2019 4840 ⁺	2020 5020 ⁺⁺	2021 5177 ⁺⁺⁺	2022	2023
Group A ^{**}	0.01694	0.01833	0.01603		
Group B ^{***}	0.00393	0.00578	0.00560		

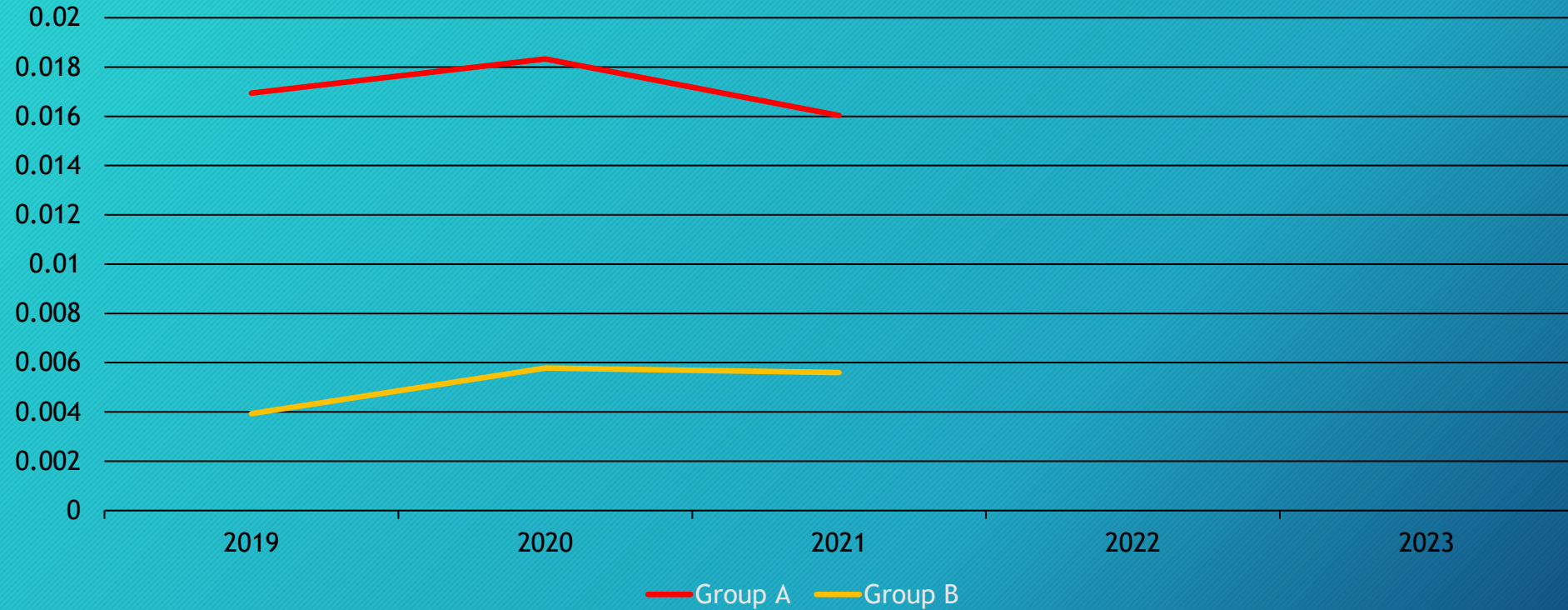
⁺Population count as of Jan. 2019

⁺⁺Population count as of Jan. 2020

⁺⁺⁺Population count as of Jan. 2021

- ****Group A** – Arson, Assault, Bribery, Burglary/Breaking and Entering, Counterfeiting/Forgery, Destruction/Damage/Vandalism of Property, Drug/Narcotic, Embezzlement, Extortion/Blackmail, Fraud, Gambling, Homicide, Human Trafficking, Kidnapping/Abduction, Larceny/Theft, Motor Vehicle Theft, Pornography/Obscene Material, Prostitution, Robbery, Sex Offenses, Stolen Property, Weapon Law Violations
- *****Group B** – Bad Checks, Curfew/Loitering/Vagrancy Violations, Disorderly Conduct, Driving Under Influence, Drunkenness, Family Offenses Nonviolent, Liquor Violations, Peeping Tom, Runaway, Trespass of Real Property, All Other Offenses

Crime Rate Per Capita

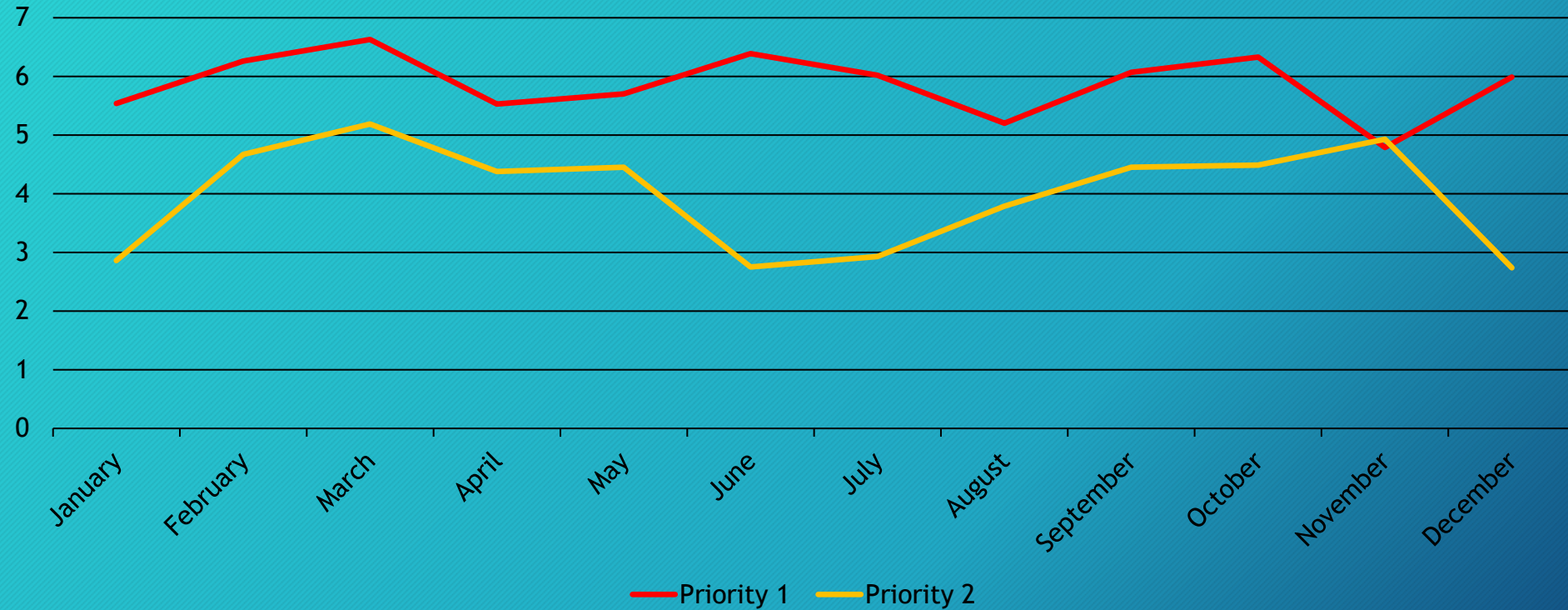


Response Times - 2021



Response Times (Avg. Mins)	January	February	March	April	May	June
Priority 1	5.54	6.26	6.63	5.53	5.7	6.39
Priority 2	2.86	4.67	5.19	4.38	4.45	2.75
Response Times (Avg. Mins)	July	August	September	October	November	December
Priority 1	6.02	5.2	6.07	6.33	4.79	5.99
Priority 2	2.93	3.79	4.45	4.49	4.93	2.74

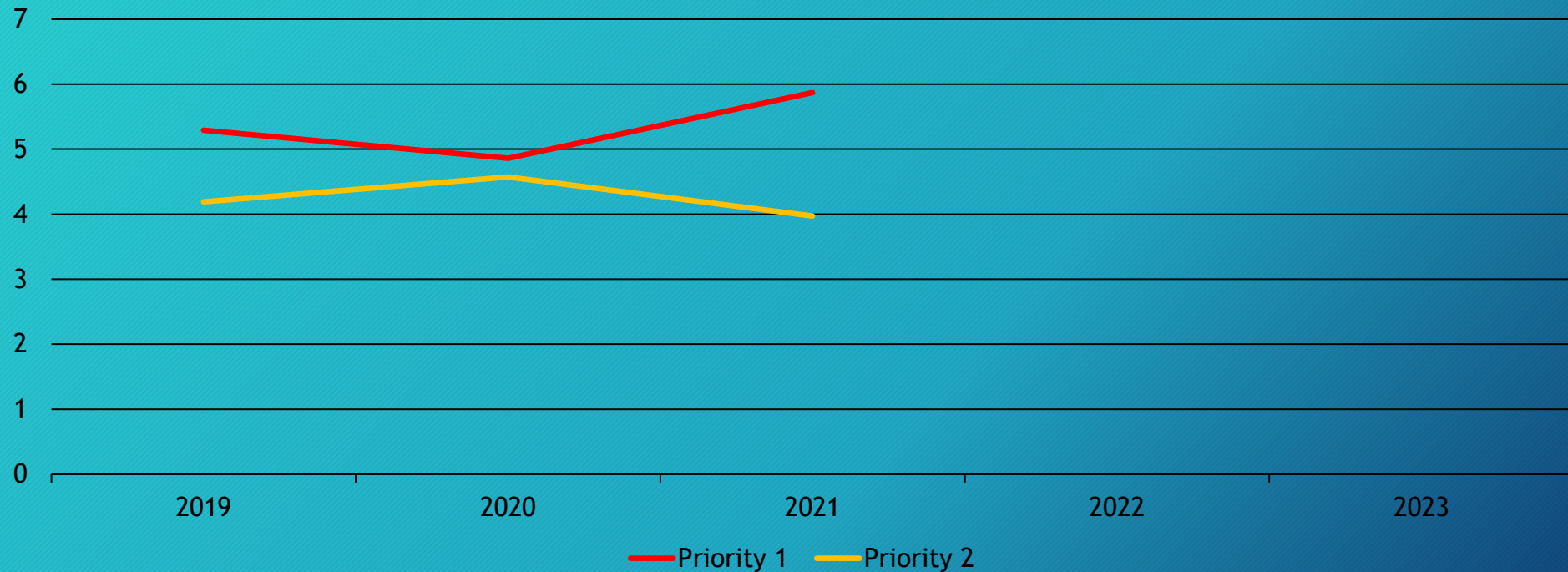
Response Times - 2021



Response Times – 5 Years



Response Times (Avg. Mins)	2019	2020	2021	2022	2023
Priority 1	5.29	4.86	5.87		
Priority 2	4.19	4.57	3.97		

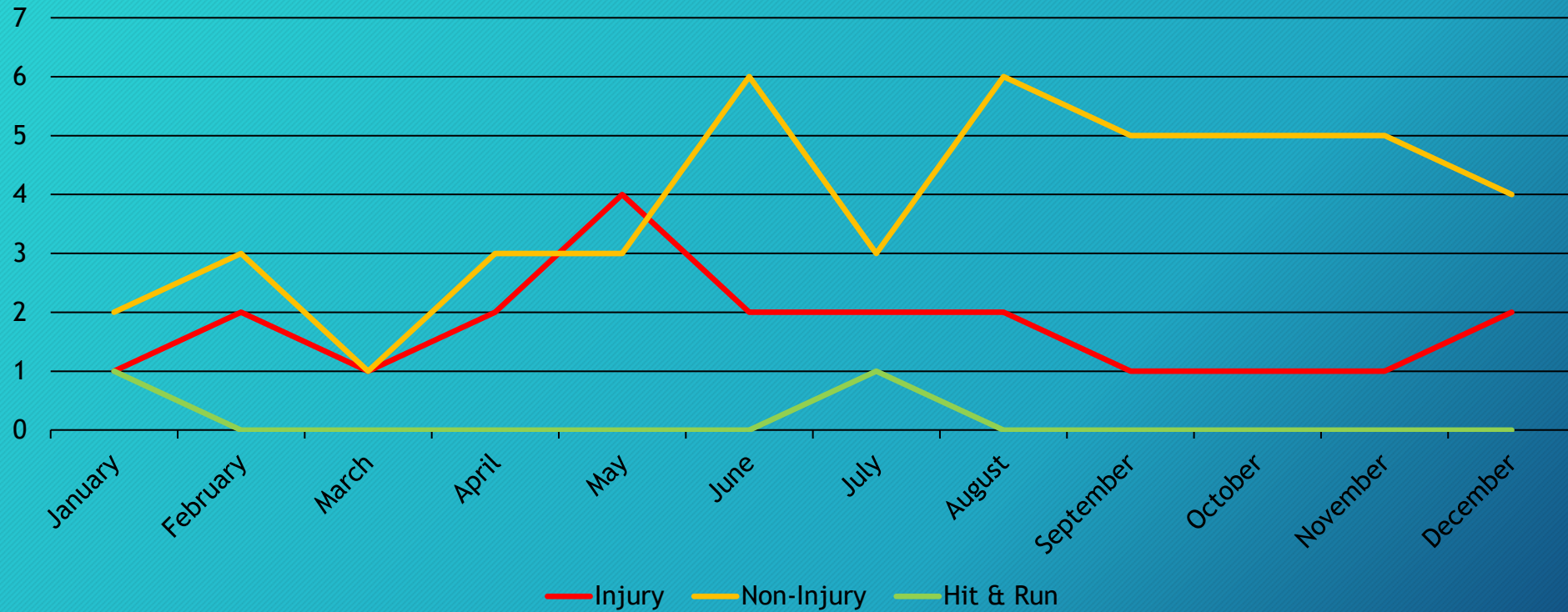


Accidents - 2021



Accident Types	January	February	March	April	May	June
Injury - Major	1	2	1	2	4	2
Non-Injury - Minor	2	3	1	3	3	6
Hit & Run	1	0	0	0	0	0
Accident Types	July	August	September	October	November	December
Injury - Major	2	2	1	1	1	2
Non-Injury - Minor	3	6	5	5	5	4
Hit & Run	1	0	0	0	0	0

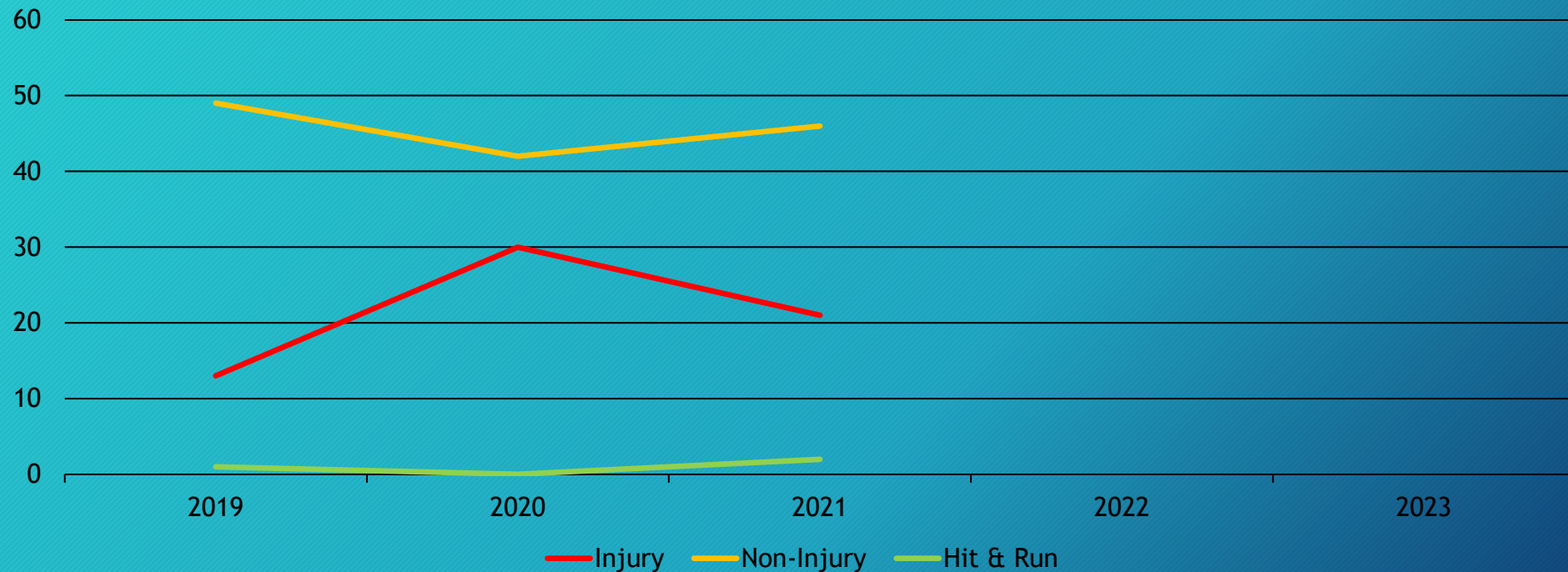
Accidents - 2021



Accidents – 5 Years



Accident Types	2019	2020	2021	2022	2023
Injury - Major	13	30	21		
Non-Injury - Minor	49	42	46		
Hit & Run	1	0	2		

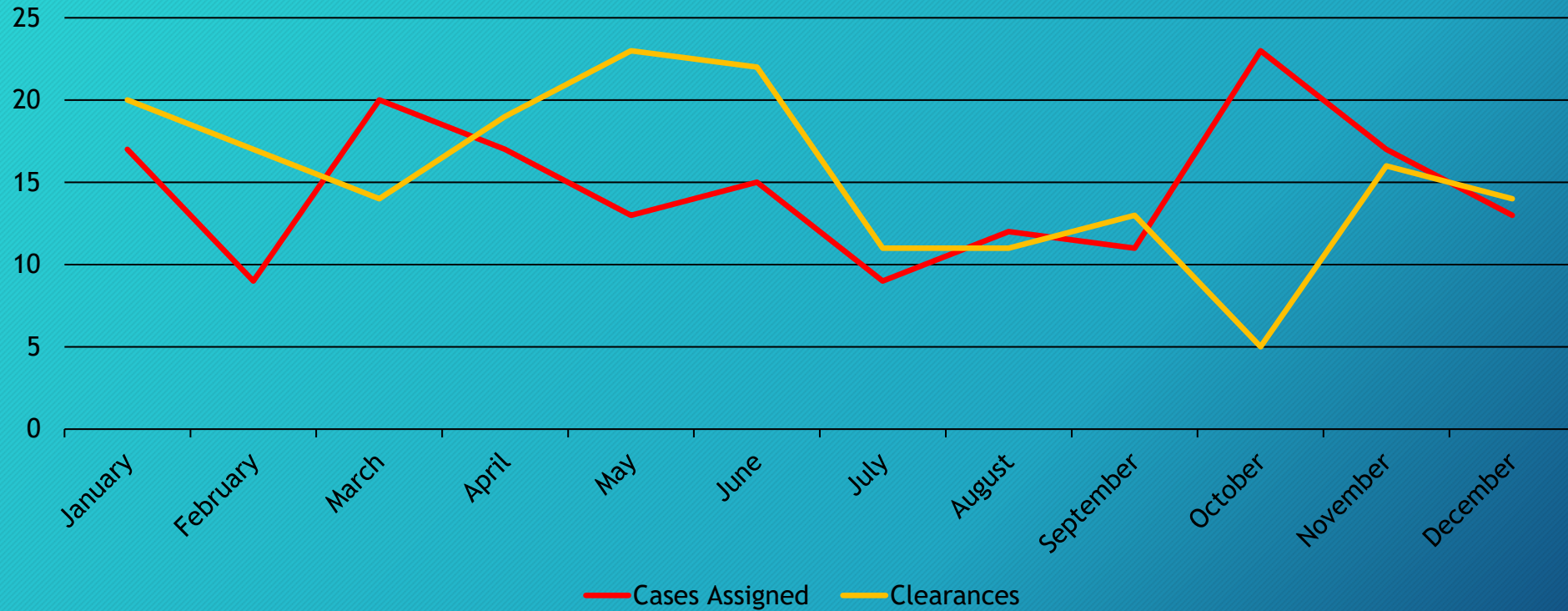


Investigations - 2021



Investigation	January	February	March	April	May	June
Case Assigned	17	9	20	17	13	15
Clearances	20	17	14	19	23	22
Investigation	July	August	September	October	November	December
Case Assigned	9	12	11	23	17	13
Clearances	11	11	13	5	16	14

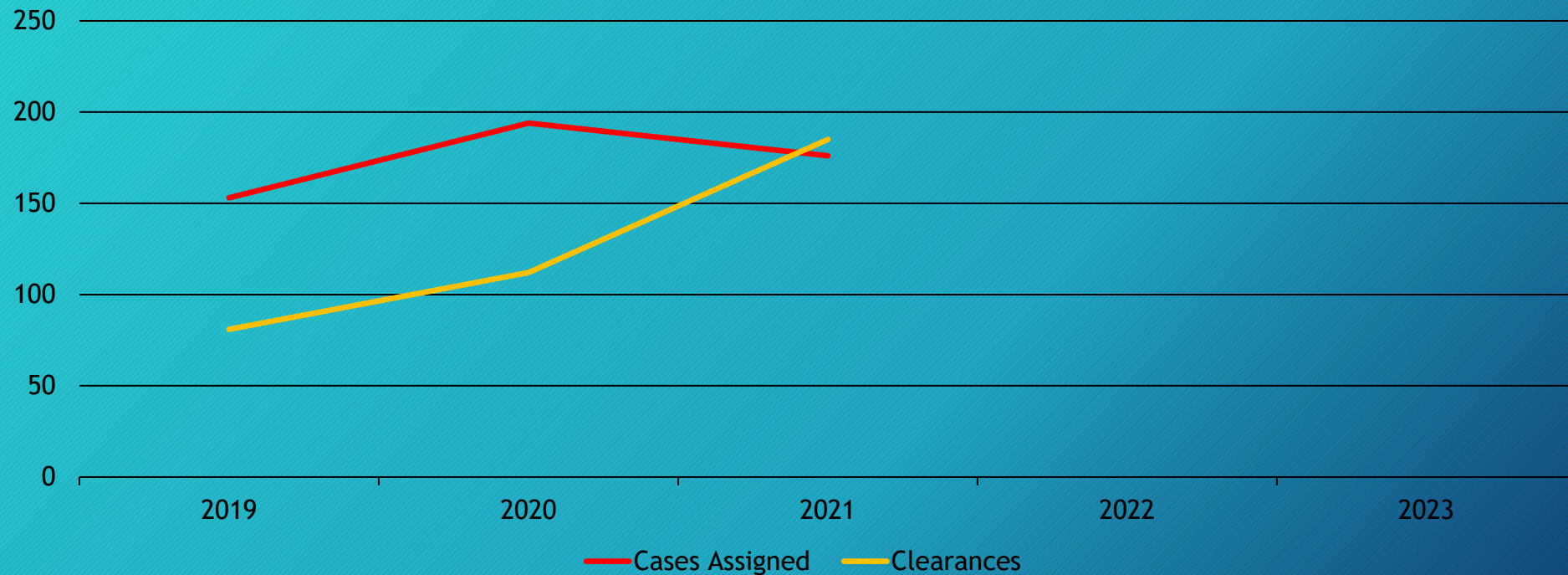
Investigations - 2021



Investigations – 5 Years



Investigation	2019	2020	2021	2022	2023
Cases Assigned	153	194	176		
Clearances	81	112	185		



Alarms - 2021



Alarm Activity	January	February	March	April	May	June
Residential	10	10	5	14	17	17
Business	4	4	7	0	1	5
Total	14	14	12	14	18	22
Alarm Activity	July	August	September	October	November	December
Residential	18	17	14	13	18	12
Business	1	0	0	3	0	0
Total	19	17	14	16	18	12

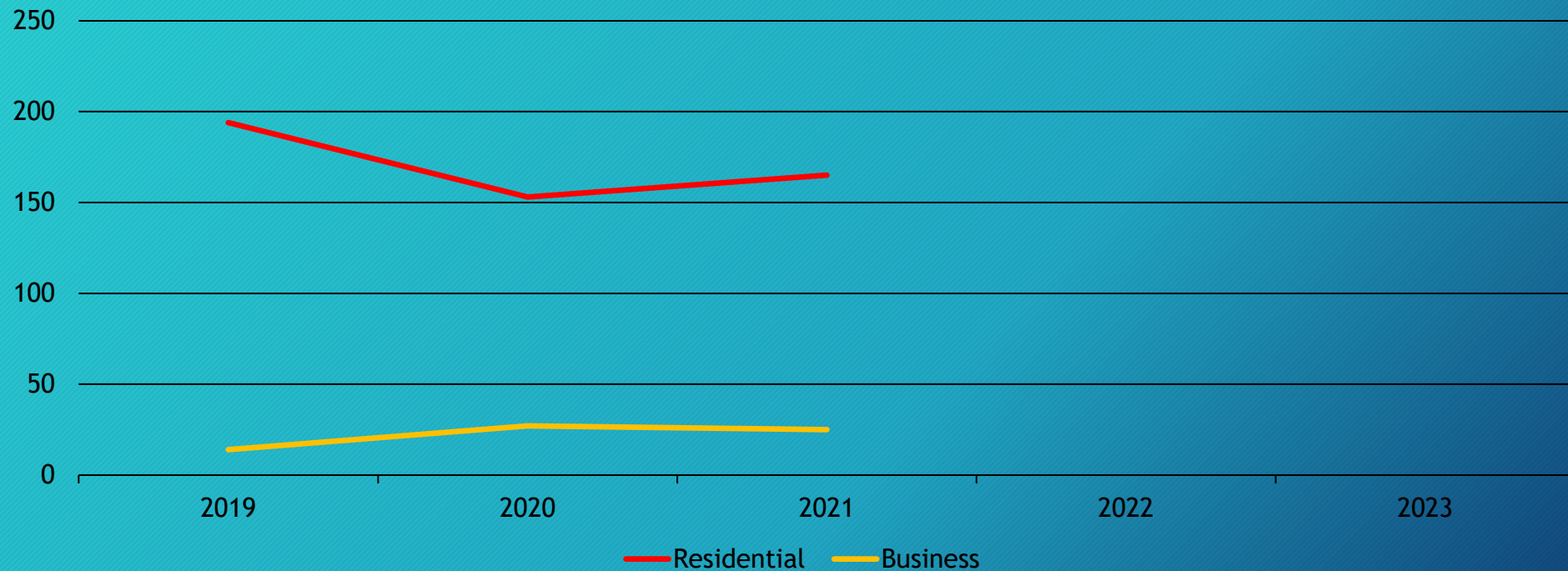
Alarms – 2021



Alarms – 5 Years



Alarm Activity	2019	2020	2021	2022	2023
Residential	194	153	165		
Business	14	27	25		
Total	208	180	190		

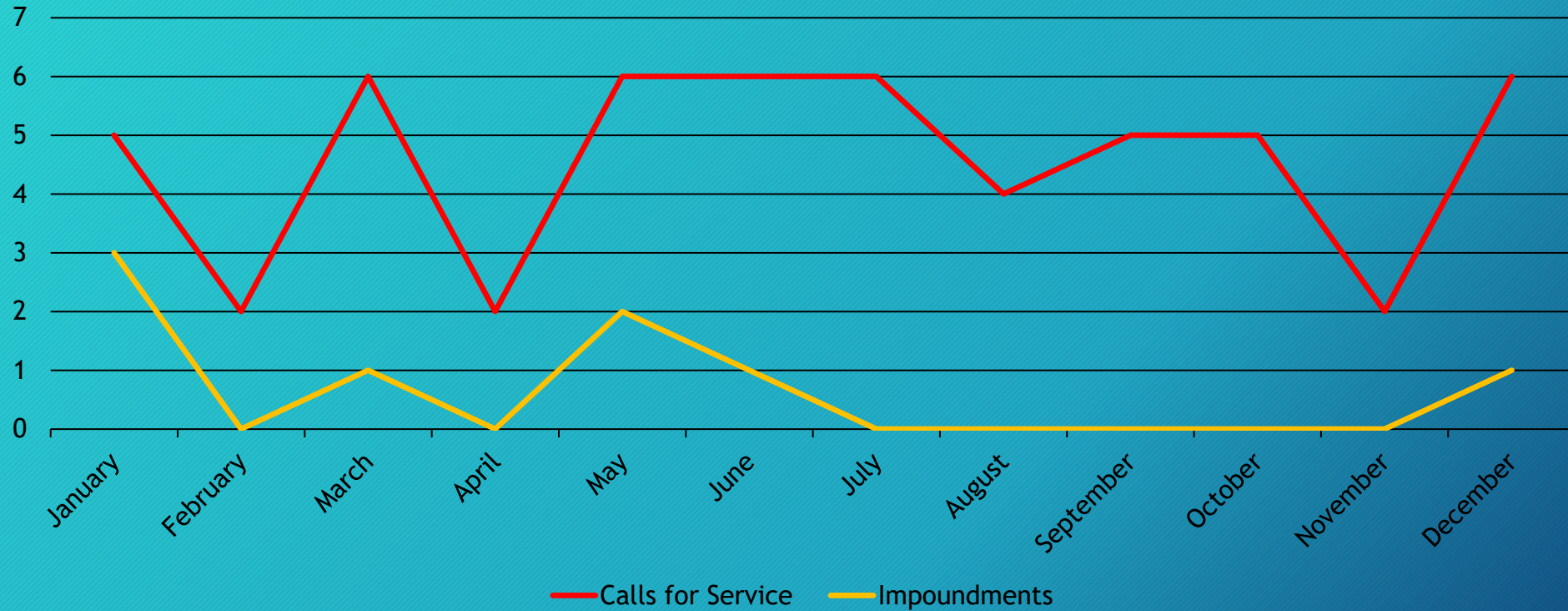


Animal Services - 2021



Service Activity	January	February	March	April	May	June
Calls for Service	5	2	6	2	6	6
Impoundments	3	0	1	0	2	1
Service Activity	July	August	September	October	November	December
Case Assigned	6	4	5	5	2	6
Impoundments	0	0	0	0	0	1

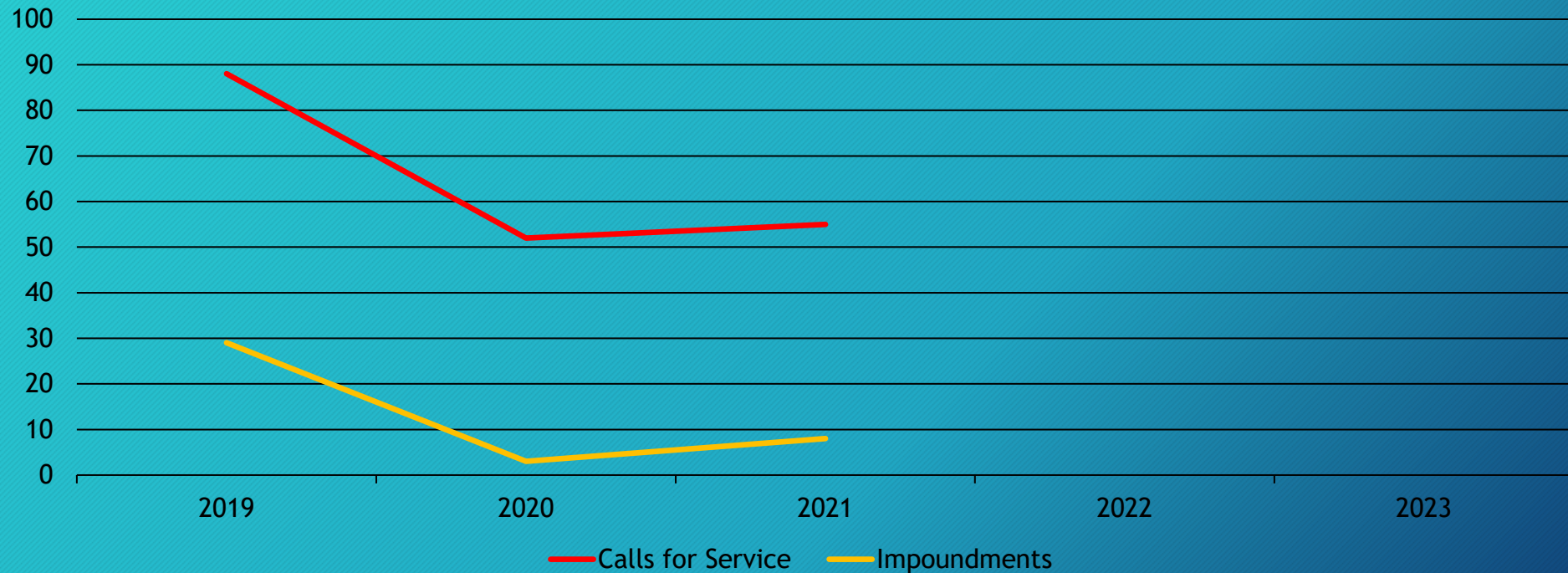
Animal Services - 2021



Animal Services – 5 Years



Service Activity	2019	2020	2021	2022	2023
Calls for Service	88	52	55		
Impoundments	29	3	8		

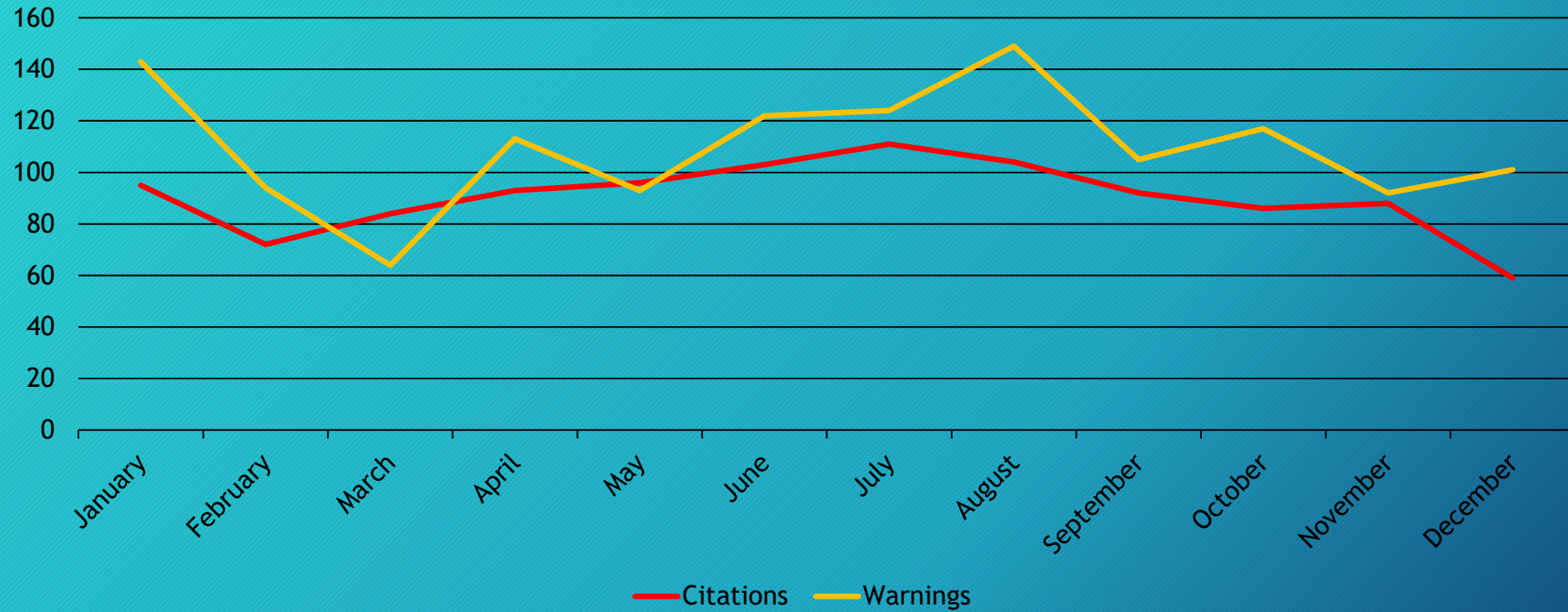


Citations - 2021



Traffic Enforcement	January	February	March	April	May	June
Citations	95	72	84	93	96	103
Warnings	143	94	64	113	93	122
Traffic Enforcement	July	August	September	October	November	December
Citations	111	104	92	86	88	59
Warnings	124	149	105	117	92	101

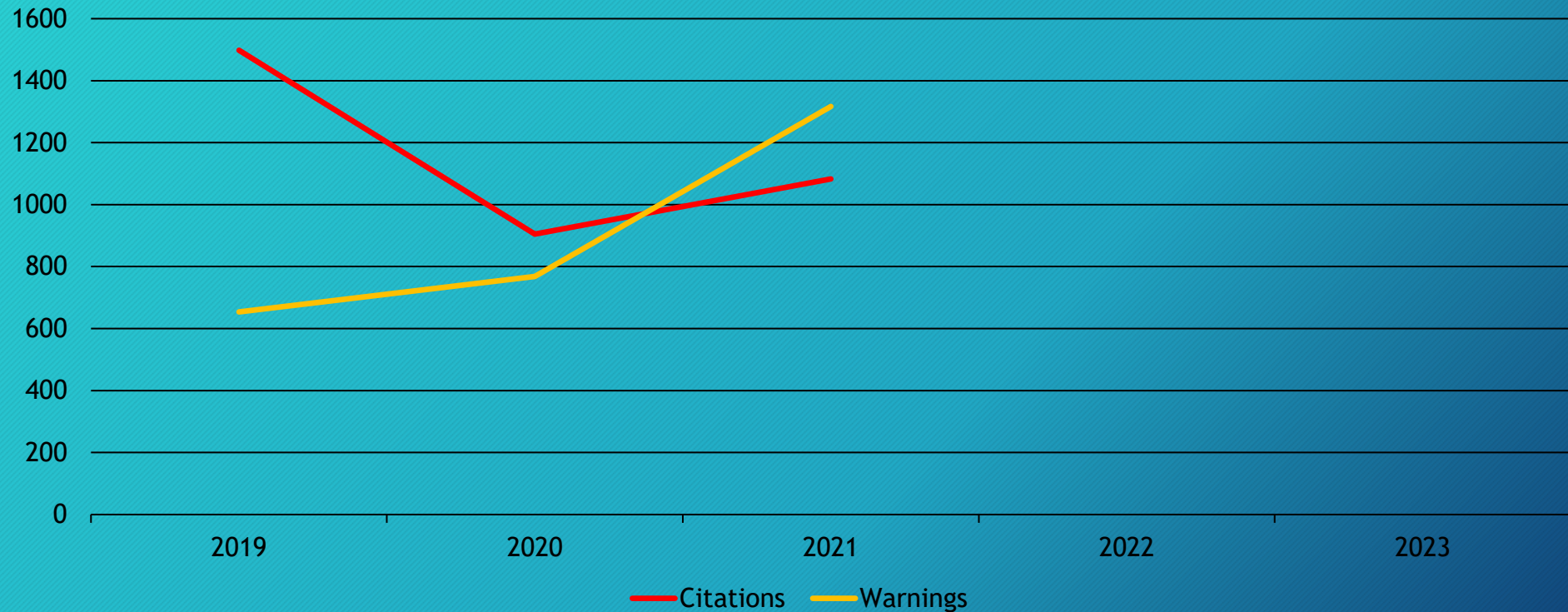
Citations - 2021



Citations – 5 Years



Alarm Activity	2019	2020	2021	2022	2023
Citations	1498	905	1083		
Warnings	654	768	1317		



Ongoing Community Programs & Events



- ▶ **National Night Out**

- ▶ Held in October in neighborhoods throughout the city, a community-police awareness raising event.

- ▶ **Speed Radar Trailer**

- ▶ This program allows the Parker Police Department to set up a speed radar trailer at different intervals in different locations throughout Parker to help remind motorists to be cautious of the speeds on the road in the City of Parker. This greatly help reduce the amount of speeding and reckless drivers throughout the City. We added a third device to the program which was deployed in the field on 01/18/2022.

New Community Programs for 2022



- ▶ **Stalker Radar Trailer**

- ▶ A speed measurement tool used for potential enforcement and/or lack of enforcement needs at different locations in the City of Parker. It provides traffic counts, speed monitoring, and data on traffic enforcement issues.

2022 Department Awards Individual Awards



- ▶ Award Policy reviewed and released in 2020.
- ▶ Awards policy will be vetted by the City Council for final approval. If approved, program will be implemented in 2022.

Looking Forward



- ▶ In the upcoming year, we will strive to
 - ▶ Increase operational safety and capabilities through advanced training.
 - ▶ Increase community engagement. “Fly Our Flag”
 - ▶ Begin a social media presence to better connect with our community.
 - ▶ Facebook
 - ▶ Twitter
 - ▶ Propose expansion of Reserve Officer Program.
 - ▶ Propose new Citizen Volunteer Program.